

PRODUCT

S•CURVE 231

DESCRIPTION


2 X 31 BAND EQ

SERIES

S•CLASS

CATEGORY

SIGNAL PROCESSING



GENERAL DESCRIPTION


The S•Curve 231 is a professional quality equalizer that gives you precise tonal control over a stereo, or two mono audio signals. Center detented sliders with LED illumination allow you to selectively cut or boost selected frequency areas by as much as 12 dB. Front panel controls include output level sliders, a variable Lowcut filter, as well as Cut Only, Range and Bypass switches. The rear panel provides electronically balanced inputs and outputs on 1/4-inch and XLR connectors. Thanks to low noise circuitry, the S•Curve 231 can be used in a wide variety of applications, including live performance (in conjunction with either Front Of House or monitor mixers), in broadcast environments, or for recording.

FEATURES

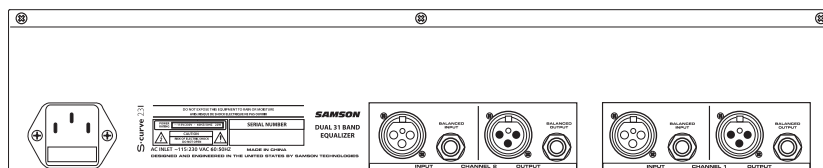
- > The S•Curve 231 is a two channel equalizer. Each channel provides 31 bands of equalization, with each frequency band representing 1/3 of an octave in the 20 Hz to 20 kHz range.
- > Constant Q circuitry ensures that the bandwidth of the selected frequency area stays the same even when approaching maximum boost or attenuation. As a result, phase shifting and intermodulation distortion is greatly reduced, making for pristine sound.

- > The S•Curve 231 can be set for either 6 or 12 dB of gain and attenuation for each of the frequency bands.
- > For monitor applications, the S•Curve 231 can be set for CUT ONLY mode providing up to 12dB of attenuation with full slider range.
- > Ultra-low noise circuitry ensures superb audio fidelity.
- > Variable Low Cut Filter for removing rumble and floor noise can be adjusted from 15 to 200 Hz.
- > Electronically balanced XLR and TRS inputs and outputs.
- > Front panel, hard-wired, relay controlled Bypass switches (with dedicated Bypass LEDs) allow the equalization circuitry and output level control to be activated or deactivated.
- > Main Level control enables output signal to be attenuated or boosted for optimum signal-to noise ratio.
- > LED faders and 8 segment LED bar VU meters.
- > Relay power-on circuitry prevents speaker “thumps” when the unit is turned on.
- > Internal power supply ensures reliability and trouble-free operation.
- > Standard 19”, 2 rack-space design for easy integration into any traveling or fixed installation audio system.
- > All-steel chassis makes the S•Curve 231 eminently road-worthy.
- > Three year extended warranty.

FRONT PANEL



BACK PANEL



PRODUCT SPECIFICATION SHEET



SERIES
S•CURVE

DESCRIPTION
2 X 31 BAND EQ

CATEGORY
SIGNAL PROCESSING

ARCHITECT'S & ENGINEER'S SPECIFICATIONS

The Samson S•Curve 231 shall be a stereo 31 band equalizer. It shall have both XLR and 1/4 inch inputs and outputs. The front panel controls shall include 2 sets of 31 (20mm) faders for equalizing the audio signal. Controls shall also include two master volume faders which can be used as a 0 to 10 main faders. Other controls available are cut only mode, a range switch with either 6dB or 12dB of cut or boost, bypass, and a variable (15Hz to 200Hz) high pass filter with 12dB of cut. A standard IEC power cable shall be supplied for AC power.

S•CURVE 231 SPECIFICATIONS

- Center frequencies (Hz)** 20, 25, 31.5, 40, 50, 63, 80, 100, 125, 160, 200, 250, 315, 400, 500, 630, 800, 1 k, 1.25 k, 1.6 k, 2 k, 2.5 k, 3.15 k, 4 k, 5 k, 6.3 k, 8 k, 10 k, 12.5 k, 16 k, 20 k
- Variable range** ±6 dB or ±12 dB
- Signal Input**
 - Connectors..... XLR and 1/4" TRS jack
 - Impedance..... 20k Ohm balanced, 10k Ohm unbalanced
- Signal Output**
 - Connectors..... XLR and 1/4" jack
 - Impedance..... 60 Ohms balanced, 30 Ohms unbalanced
- Frequency response (unity)** <10 Hz to 70 kHz -3 dB
- THD+N, unity gain** Less than 0.013% (20Hz to 20kHz)
- Main level Max. gain** +6 dB
- Low cut filter** variable, 15 to 200 Hz
- Noise**
(with 22 kHz LPF, all faders flat)..... -85 dB
- Cut Only mode**..... -12 dB ± 1 dB Max
- Power Supply**
 - Mains Voltages/selectable
 - USA/Canada..... ~120 V AC, 60 Hz
 - U.K./Australia..... ~240 V AC, 50 Hz
 - Europe..... ~230 V AC, 50 Hz
- Dimensions (W x D x H)** 19" x 10" x 3.5"
482mm x 254mm x 89mm
- Weight**..... 5.1 lb.(2.31 kg)

